



Peer Feedback Report

*Be Aware. Do Better.
Grow More.*



Report Prepared For:

Brandi Bell

October 16, 2016

*Individual and Team Performance Lab
Department of Psychology
The University of Calgary*

The Peer Feedback Report

Team members provided anonymous feedback on 5 team member competencies that are associated with team effectiveness. This report summarizes your team members' feedback regarding these competencies, allowing you to gain a stronger sense of your strengths and areas for development. The final page of the report offers a framework for discussing the Peer Feedback assessment within your team.

5 Key Teamwork Competencies

Commitment: commitment to the team's work

Communication: communicating with team members

KSAs: having a strong foundation of knowledge, skills and abilities

Standards: emphasizing high standards

Focus: keeping the team on track

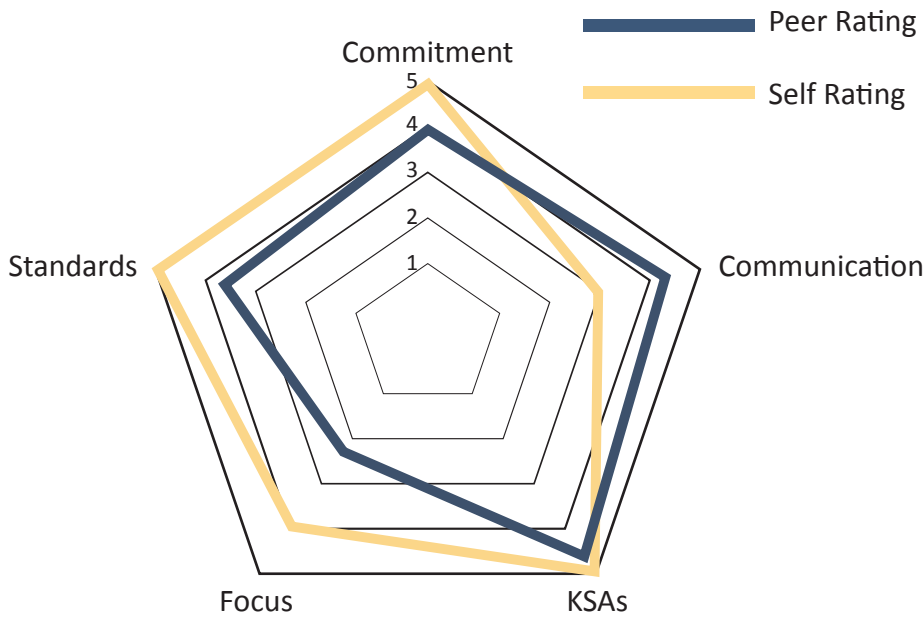
Setting Goals Based On Peer Feedback

The report provides space to record self-selected development goals for each competency. Take a moment to reflect on your peer rating benchmarked against your self-assessment. Identify one development goal that will allow you to improve or maintain your current score on that teamwork competency. Remember that you are more likely to achieve your goal when it is specific (what will you do), actionable (how will you do it), measurable (what indicates improvement), and has a timeline (milestones or deadlines).

Talk To The Team

To obtain maximum value from this assessment, we recommend having a team meeting to discuss the results. This allows each team member to self-identify strengths and development areas (you don't have to share your individual reports). The last two pages contain a template for guiding your team through a Peer Feedback debrief.

QUICK SUMMARY



The above graph presents you with a bird's-eye view of your peer feedback results. Each corner of the pentagon represents one of the 5 teamwork competencies. Lower scores are points that fall closer to the center of the graph and higher scores are associated with points that extend toward the edge of the graph. For example, if you scored 5 on KSAs, that point would stretch to the outer edge of the graph.

When the yellow line extends past the blue line for any competency, this is a **Blind Spot**, meaning you rated yourself higher than your peers rated you on that competency. When the blue line extends past the yellow line, this is also a **Blind Spot**, but in this case your peers rated you higher than you rated yourself on that competency. Your score on each competency is displayed along the right-hand side of this page.

- 4.5 to 5.0 = Outstanding
- 3.5 to 4.5 = Strong
- 2.5 to 3.5 = Moderate
- 1.5 to 2.5 = Bare Minimum
- 1.0 to 1.5 = Unsatisfactory

Commitment:

4.0 Strong

This dimension is about your commitment to the team's work.

Communication:

4.3 Strong

This dimension is about communicating with team members.

KSAs:

4.7 Outstanding

This dimension is about having a strong foundation of knowledge, skills, and abilities.

Focus:

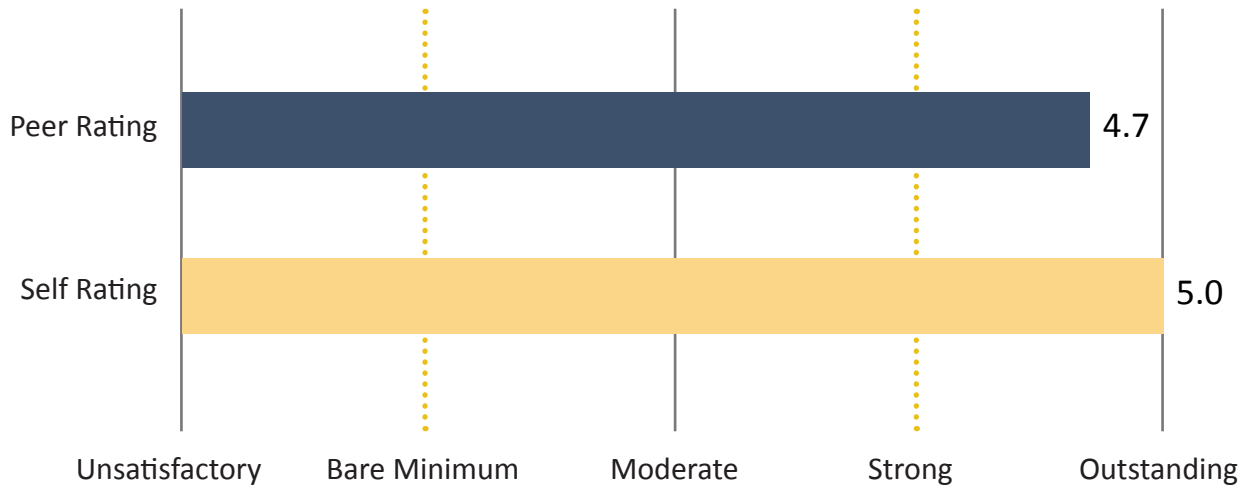
2.3 Bare Minimum

This dimension is about keeping the team on track.

Standards:

3.7 Strong

This dimension is about emphasizing high standards.



Knowledge, Skills, and Abilities

This teamwork competency is related to your peers' perceptions of your ability to be able to accomplish outstanding work. Some examples of these behaviours include:

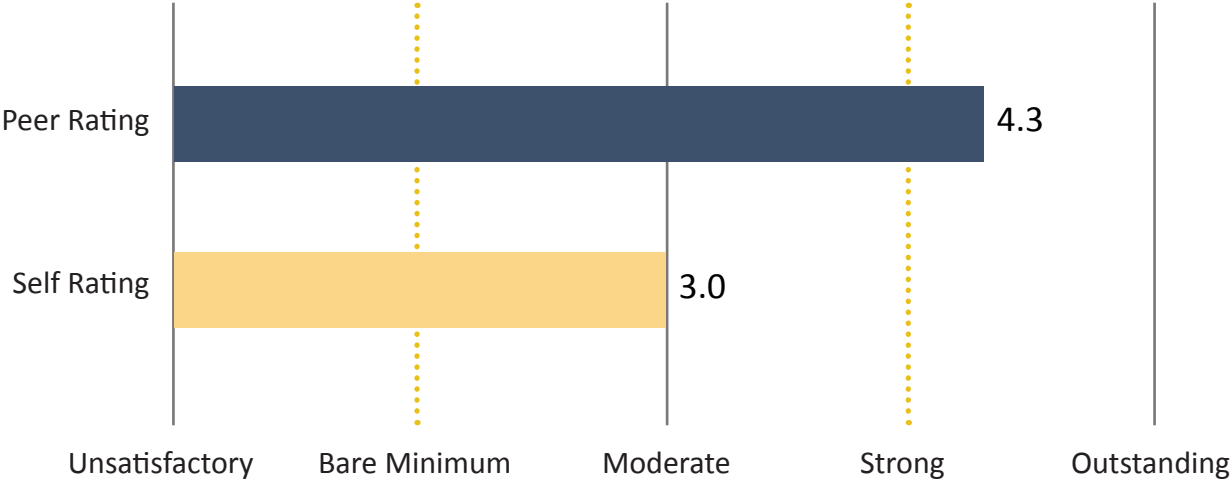
- Acquires new skills or knowledge to improve the team's performance.
- Learns about other teammates' tasks and roles.
- Has sufficient knowledge, skills, and abilities to excel in the team's activities.

Suggested Improvement Behaviours

Your team views your work and commitment level positively but there is still an opportunity to improve. To gain an even higher score, continue attending meetings prepared with well-developed ideas, and go above and beyond expectations. Also, continue to provide accurate work and meet deadlines, and encourage others to do the same.

Write one specific, actionable, and measurable development goal to work toward that will help you improve or maintain your score on this teamwork competency.

GOAL



Communicating with Team Members

This teamwork competency is related to your peers' perceptions of your interactions with team members and your ability to communicate with the team in an effective manner. Some examples of these behaviours include:

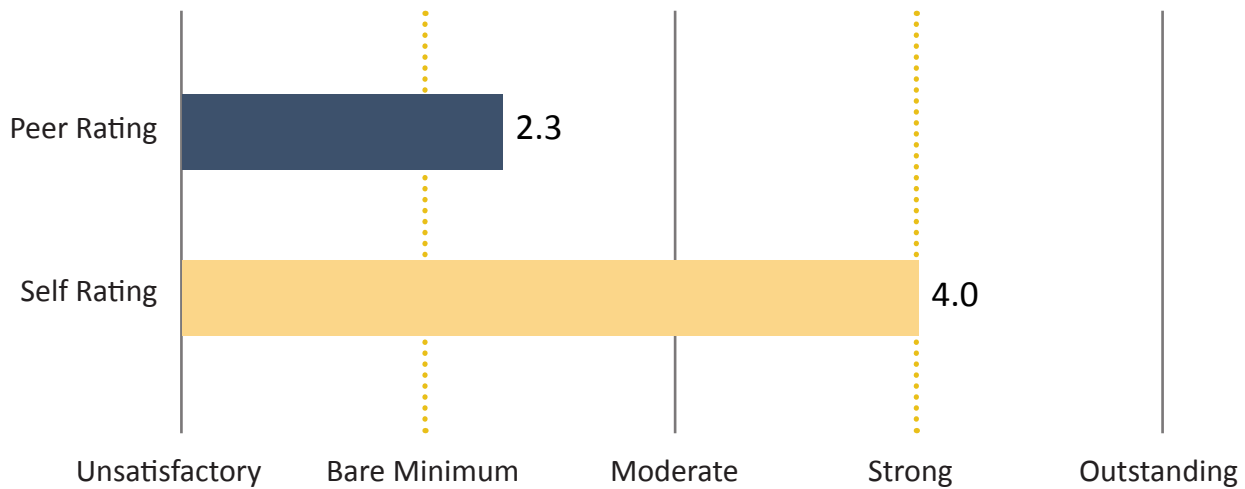
- Communicates clearly and shares information.
- Exchanges information with teammates in a timely manner.
- Asks teammates for feedback and uses their suggestions.
- Seeks appropriate team input before taking action.

Suggested Improvement Behaviours

You appear to be effectively communicating with team members but it is still possible to raise your performance. Build this competency by continuing to seek feedback from others and acting on their suggestions. Find ways to engage your team in faster communication and information exchanges.

Write one specific, actionable, and measurable development goal to work toward that will help you improve or maintain your score on this teamwork competency.

GOAL



Keeping the Team On Track

This teamwork competency is related to your peers' perceptions of your ability to keep the team on track and focused on goal accomplishment. Some examples of these behaviours include:

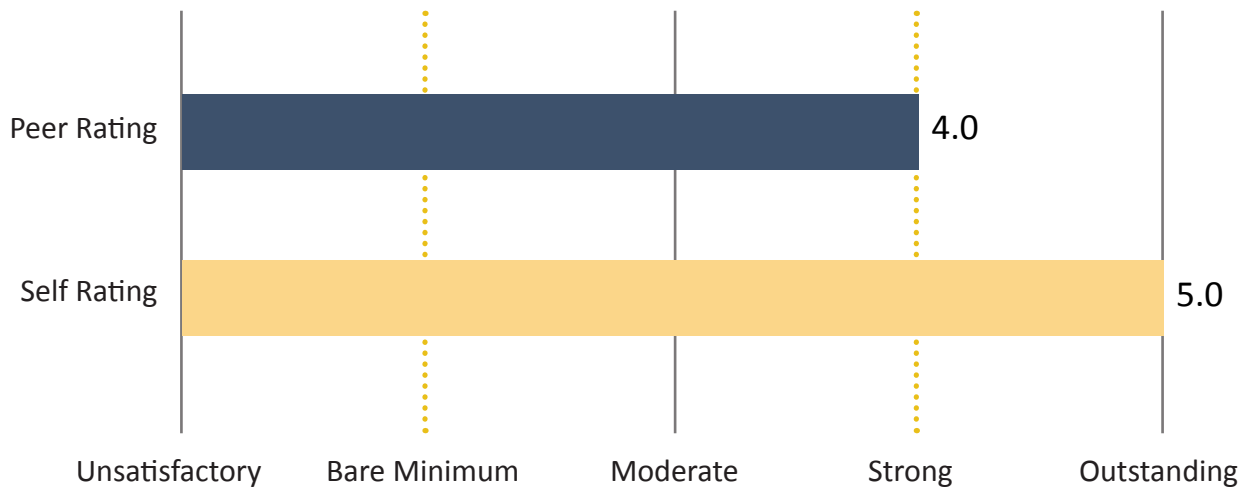
- Monitors conditions affecting the team and notices problems.
- Gives teammates specific, timely, and constructive feedback.
- Helps the team plan and organize work, and anticipates issues.

Suggested Improvement Behaviours

Your team feels that you have a strong foundation of knowledge and abilities required for the team's activities, but you're not fully maximizing your potential. Try to gain more knowledge of each team member's role, and dedicate time to learning crucial skills and abilities that will increase your own technical skill set.

Write one specific, actionable, and measurable development goal to work toward that will help you improve or maintain your score on this teamwork competency.

GOAL



Commitment to the Team's Work

This teamwork competency is related to your peers' perceptions of your commitment and contributions to the team's work. Some examples of these behaviours include:

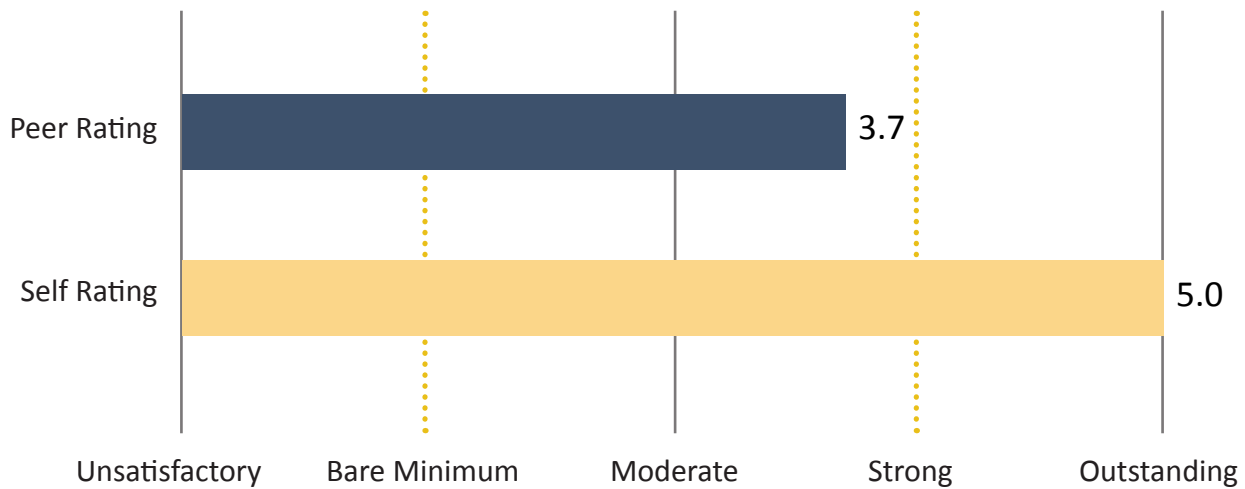
- Takes on a fair share of the team's work.
- Demonstrates commitment to the team's work.
- Prepared for team meetings.
- Keeps deadlines and delivering complete, accurate work.

Suggested Improvement Behaviours

Your score on this skill suggests that you are maintaining an awareness of potential factors that could derail the team's work. Ensure all members are aware of real or anticipated conditions that may hinder your team's performance, and facilitate discussions to address the issues.

Write one specific, actionable, and measurable development goal to work toward that will help you improve or maintain your score on this teamwork competency.

GOAL



Emphasizing High Standards

This teamwork competency is related to your peers' perceptions of the degree to which you hold high standards for the quality of your team's work. Some examples of these behaviours include:

- Encourages and motivates the team.
- Expresses a belief that the team can do excellent work.
- Believes that the team will achieve high standards.
- Cares about the quality of the team's work.

Suggested Improvement Behaviours

Your score on this teamwork skill indicates there is room to make a slight improvement. Achieve a higher score by continuing to show that you care about the quality of the team's work. Compliment others on their work, and look for ways the team can improve performance.

Write one specific, actionable, and measurable development goal to work toward that will help you improve or maintain your score on this teamwork competency.

GOAL

The following is feedback provided by members of your team:

"Anonymous placeholder feedback to Brandi Bell"

"Anonymous placeholder feedback to Brandi Bell"

"Anonymous placeholder feedback to Brandi Bell"

TEAM DEBRIEF

Purpose & Guidelines

This is an opportunity for team members to reflect on their teamwork competencies. Team debriefs are a valuable development opportunity because team members who set goals for behaviour change and vocalize their commitments to the team are more likely to take action on them. The following sections will offer a framework for successfully facilitating the debrief.

Before beginning the team debrief discussion, all team members should review their feedback and record their development goals for each of the 5 teamwork behaviours. Make sure that all team members bring their report to the meeting for quick reference.

Remember that peer feedback reports are designed to be anonymous and private. Team members are NOT required to show their scores or any written comments. Each team member will share only what they are comfortable sharing with the team.

The debrief is most effective when discussions are future-oriented, focusing on forward-looking agreements with minimal discussion of problems occurring in the past.

Development goals should be as specific, actionable, and quantifiable as possible. After each member presents their development goal, the team should offer strategies to support that member toward goal accomplishment.

Follow these steps for debriefing results:

1

Choose one member of the team to facilitate the debrief. The facilitator's role will be to keep the conversation on track and make sure that the guidelines outlined above are being followed. Have the facilitator read the Purpose and Guidelines to the team at the beginning of the meeting.

2

Ask each team member to share one personal strength that emerged from their feedback report. Identify how each individual can leverage their strengths to enhance the team's overall performance. Have someone record each team members' strength in the space provided below.

3

Team members recorded one development goal for each of the 5 teamwork competencies on their individual reports. Now each member should select one or two of these goals to become their primary development objective. Have someone record each team member's commitment in the space provided below.

4

Wrap up the session by summarizing themes involving the team's overall strengths and development areas, and record the themes in the space provided below.

TEAM DEBRIEF

NAME	PERCEIVED STRENGTH	DEVELOPMENT AREA

Strengths



Development



Others

